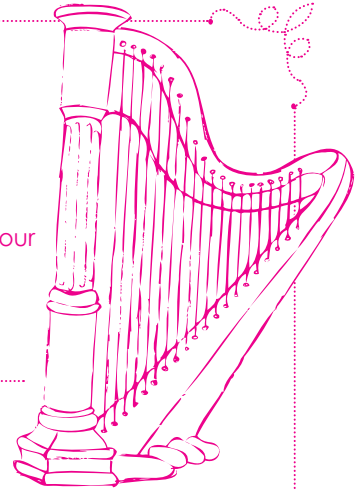



Music
 GETTING IN TUNE



One of the biggest elements that is crucial to setting the tone for both your ceremony and reception is the music you choose.

CEREMONY MUSIC

The Prelude

Begins before ceremony	Seating of mothers and grandmothers
Plays during the seating of guests	Sets the ceremony mood & tone

The Processional

Announces wedding attendants	Typically organ, quartet, or soloist
Usually light and easy to walk to	Bride's dramatic entrance

The Recessional



Grand finale of ceremony	Attendants follow joyfully
Jubilant exit of the bride & groom	Should reflect joy of the union

Booking the Ceremony Music

Begin researching your reception musicians early in the planning process. Remember that your ceremony music will be included in your overall music budget. Never hire a musician without hearing their music first. Take note, getting a sample of the songs you have chosen for your ceremony from the musicians is essential. Consider using your musically inclined friends as soloists, but make sure to schedule time to rehearse with the organist or quartet. To find a hidden bargain, go to a local university and scour the music department for their next prodigy. Oftentimes they are looking to boost their repertoire and you can find a great deal for young talent.

Do Your Homework

- Hear the band live at a performance before booking them!!
- Talk to people who have hired the band to get their feedback.
- Discuss music selection upfront, if you have a song that you just can't live without hearing, the band needs to know this!
- Find out what back-up arrangements the band has should a band member be sick or equipment malfunction.

RECEPTION MUSIC

Hiring a DJ is a great idea if you want a large variety of music. Unlike bands, who can be limited in music variation, a DJ can play a wide mix of music depending on you and your guests tastes!

Here are some reminders for hiring your DJ

Find out how many years of wedding DJ experience your DJ has under their belt. Weddings are different from other events, so you want an experienced DJ!

Does the DJ help get everyone excited and involved?

Don't limit your DJ with a large list of songs, but it is a good idea to provide your DJ with a list of important songs, and certain songs to be played at specific times throughout the evening (such as your first and last dance songs).

Make sure your DJ dresses appropriately for the occasion.

Find out what kind of equipment the DJ uses, and if he or she has any back-up equipment. Make sure this arranged with the reception location.



Hiring a Band

Narrow down your choices by asking these questions.

What tone do you want to set for your wedding?


If you are having a cultural wedding, you may choose a band that plays music from a certain culture. There are many genres of music: country, rock, jazz, latin, etc. Decide ahead of time what type of music you and your guests would enjoy hearing.

What is your wedding budget?

If you have a smaller budget, you may not be able to afford a large, 10-piece band. You may go with a smaller, less known band.

How many guests are attending?

If you are having a small, intimate wedding, a large band will be over-powering. Like-wise, if your wedding guest list totals more than 200, a small band may be drown out by your guests.



Music Selections




SONG	ARTIST	SONG	ARTIST
Prelude		Ceremony	
Processional		Recessional & Postlude	

SONG	ARTIST	SONG	ARTIST
First Dance/Parents		Top Dance Songs	
Must Play Songs		Do Not Play List	




MUSIC NOTES



1
 Musician or Band Name
 Contact:
 Phone #:
 Address:
 Website & Email:
 References:
 Sample Music Available?.....
 # of Weddings Played:.....
 # of Musicians:
 Type of Music:
 # of Hours of Performance Time:
 # of Breaks Needed:.....
 Cost Per Hour:
 Time Needed to Set Up/Break Down:
 Special Equipment Needed?
 Charge for Cocktail Hour?
 Interview Notes:

2
 Musician or Band Name
 Contact:.....
 Phone #:.....
 Address:.....
 Website & Email:.....
 References:.....
 Sample Music Available?.....
 # of Weddings Played:.....
 # of Musicians:.....
 Type of Music:.....
 # of Hours of Performance Time:.....
 # of Breaks Needed:.....
 Cost Per Hour:.....
 Time Needed to Set Up/Break Down:.....
 Special Equipment Needed?.....
 Charge for Cocktail Hour?.....
 Interview Notes:.....

3
 Musician or Band Name
 Contact:
 Phone #:
 Address:
 Website & Email:
 References:
 Sample Music Available?.....
 # of Weddings Played:.....
 # of Musicians:
 Type of Music:
 # of Hours of Performance Time:.....
 # of Breaks Needed:.....
 Cost Per Hour:
 Time Needed to Set Up/Break Down:.....
 Special Equipment Needed?.....
 Charge for Cocktail Hour?.....
 Interview Notes:



4
 Musician or Band Name
 Contact:.....
 Phone #:.....
 Address:.....
 Website & Email:.....
 References:.....
 Sample Music Available?.....
 # of Weddings Played:.....
 # of Musicians:.....
 Type of Music:.....
 # of Hours of Performance Time:.....
 # of Breaks Needed:.....
 Cost Per Hour:.....
 Time Needed to Set Up/Break Down:.....
 Special Equipment Needed?.....
 Charge for Cocktail Hour?.....
 Interview Notes:.....
